

Illinois Department of Public Health

Active Shooter Presentation

Commander Arthur Clark



Active Shooter Montage



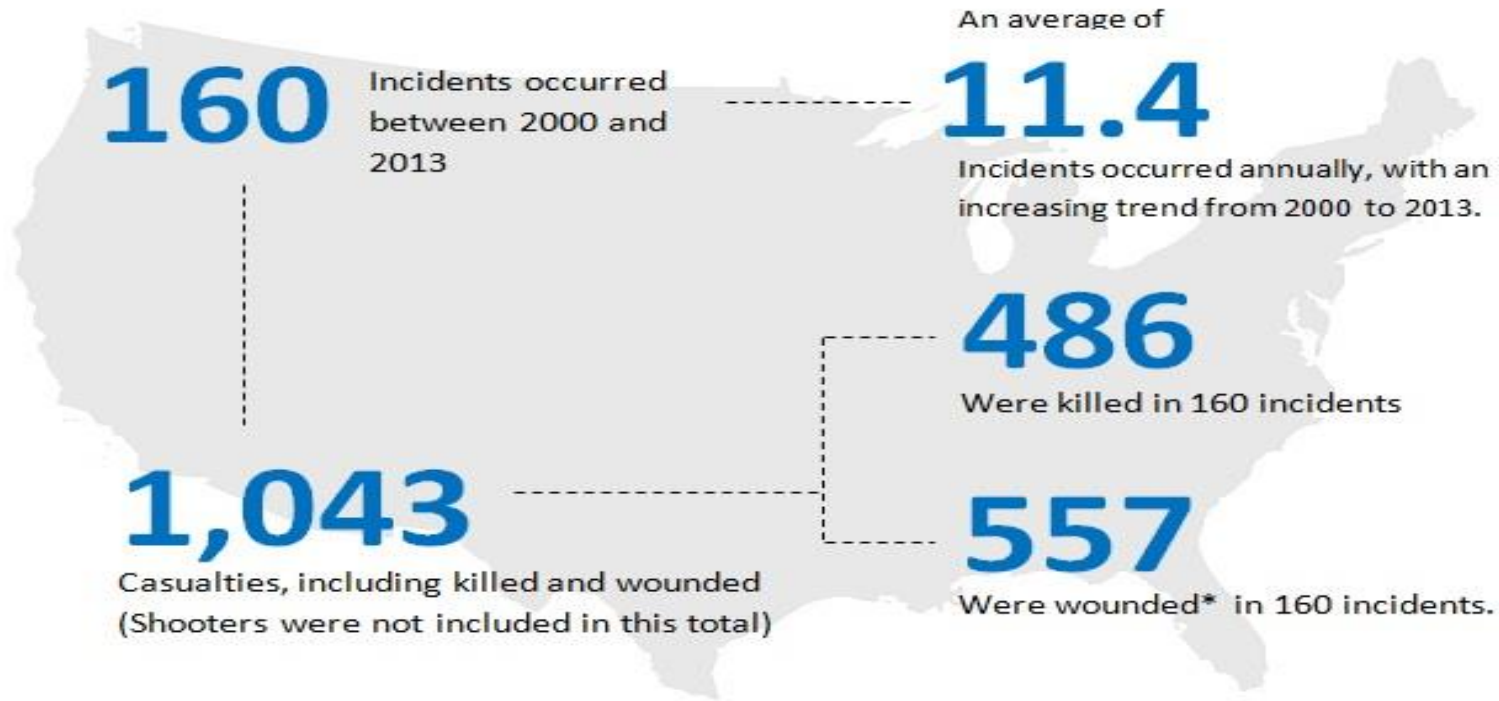
Active Shooter Montage 2015.2.mp4

An Active Shooter is...

...an individual actively engaged in killing or attempting to kill people in a confined and populated area; in most cases, active shooters use firearms(s) and there is no pattern or method to their selection of victims.

Snapshot

The following characteristic of the 160 active shooter incidents identified between 2000 and 2013 are noted:



INCIDENTS

- An average of 11.4 incidents occurred annually.
- An average of 6.4 incidents occurred in the first 7 years studied, and an average of 16.4 occurred in the last 7 years.
- 70.0% of the incidents occurred in either a commerce/business or educational environment.
- Shootings occurred in 40 of 50 states and the District of Columbia.
- 60.0% of the incidents ended before police arrived.

CASUALTIES

- Casualties (victims killed and wounded) totaled 1,043. The individual shooters are not included in this total.
- A total of 486 individuals were killed.
- A total of 557 individuals were wounded.
- In 64 incidents (40.0%), the crime would have fallen within the federal definition of “mass killing” – defined as “three or more” killed – under the new federal statute.

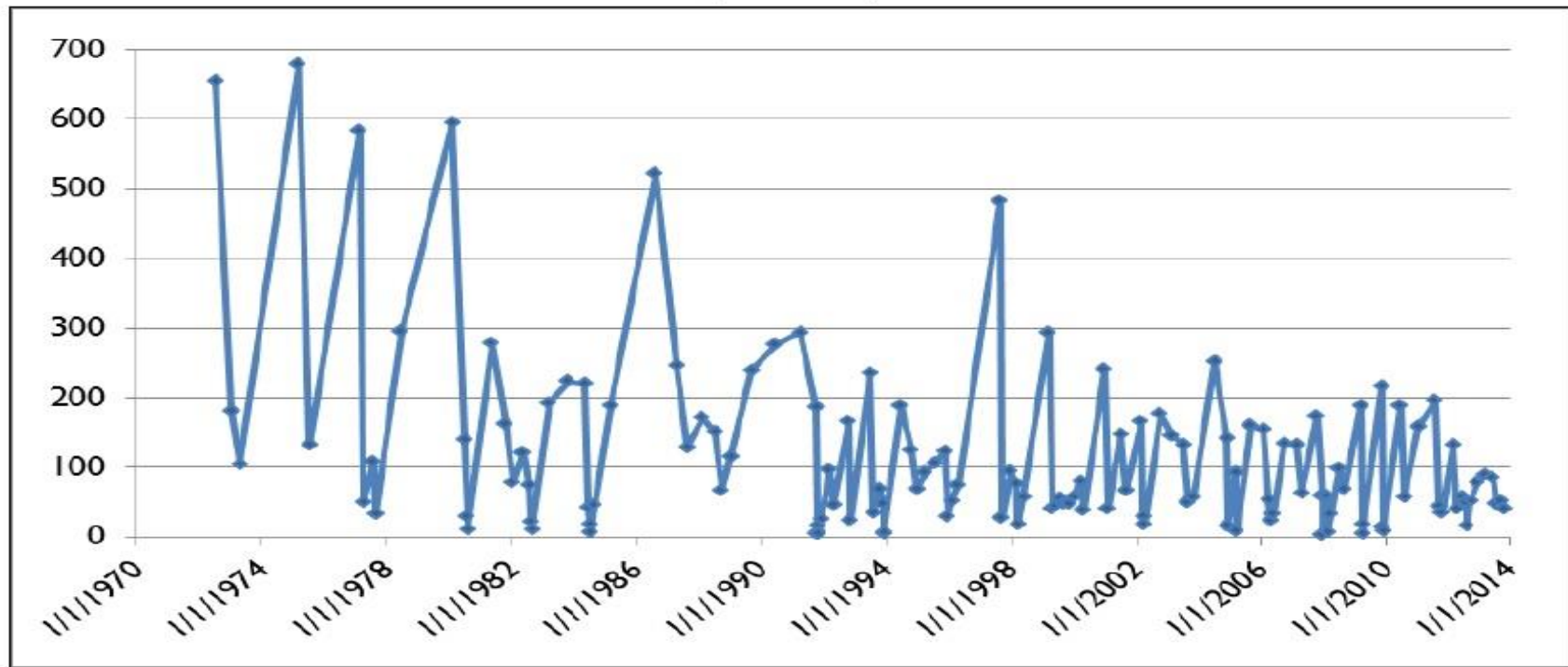
INCIDENTS WITH THE HIGHEST CASUALTY COUNTS:

- Cinemark Century 16 Theater in Aurora, Colorado: 70 (12 killed, 58 wounded), July 20, 2012.
- Virginia Polytechnic Institute and State University in Blacksburg, Virginia: 49 (32 killed, 17 wounded), April 16, 2007).
- Ft. Hood Soldier Readiness Processing Center in Ft. Hood, Texas: 45 (13 killed, 32 wounded), November 5, 2009.
- Sandy Hook Elementary School and a residence in Newtown, Connecticut: 29 (27 killed, 2 wounded), December 14, 2012.

INCIDENTS

- All but 2 incidents involved a single shooter.
- In at least 9 incidents, the shooter first shot and killed a family member(s) in a residence before moving to a more public location to continue shooting.
- In at least 6 incidents, the shooters were female.
- In 64 incidents (40.0%), the shooters committed suicide; 54 shooters did so at the scene of the crime.
- At least 5 shooters from 4 incidents remain at large.

Figure 8. Days Between Mass Public Shootings
(1970-2013)



Active Shooter Events Since 2014

January 14, 2014	Roswell, New Mexico
January 17, 2014	Philadelphia, Pennsylvania
February 20, 2014	Alturas, California
April 2, 2014	Ft. Hood, Texas
May 4-5, 2014	Augusta, Georgia
May 23, 2014	Isla Vista, California
June 5, 2014	Seattle, Washington
June 10, 2014	Troutdale, Oregon
October 24, 2014	Marysville, Washington
November 20, 2014	Tallahassee, Florida
December 12, 2014	Portland, Oregon
May 17, 2015	Waco, Texas
June 17, 2015	Charleston, South Carolina

Continued....

July 16, 2015	Chattanooga, Tennessee
July 23, 2015	Lafayette, Louisiana
August 5, 2015	Nashville , Tennessee
August 26, 2015	Roanoke, Virginia
August 26, 2015	Sunset, Louisiana
August 27, 2015	Savannah, Georgia
September 14, 2015	Cleveland, Mississippi
October 1, 2015	Roseburg, Oregon
October 9, 2015	Flagstaff, Arizona
October 9, 2015	Houston, Texas
October 17, 2015	Fort Myers, Florida
November 1, 2015	Colorado Springs, Colorado
*November 4, 2015	*Merced, California
November 9, 2015	New York, New York
December 2, 2015	San Bernardino, California*

Continued....

February 12, 2016

Columbus, Ohio

February 20, 2016

Kalamazoo Michigan

February 25, 2016

Harvey County, Kansas

March 31, 2016

Richmond, Virginia

April 23, 2016

Antigo, Wisconsin

May 4, 2016

Katy, Texas

May 5-6, 2016

Montgomery County, Maryland

May 10, 2016

Taunton, Massachusetts *

May 29, 2016

Houston, Texas

Total: 104 Killed

128 Wounded

Recognizing the Levels of Violence and Response

Level 1 - Early Warning Signs

This person is:

- intimidating/bullying;
- discourteous/disrespectful;
- uncooperative; and/or
- verbally abusive.

Level 2 – Escalation of the Situation

This person:

- argues with customers, vendors, co-workers, and management;
- refuses to obey agency policies and procedures;
- sabotages equipment and steals property for revenge;
- verbalizes wishes to hurt co-workers and/or management;
- sends threatening note(s) to co-worker(s) and/or management;
and/or
- sees self as victimized by management (me against them).

Level 3 – Further Escalation

Usually resulting in an Emergency Response

This person displays intense anger resulting in:

- suicidal threats;
- physical fights;
- destruction of property;
- display of extreme rage; and/or
- utilization of weapons to harm others.


Run.Hide.Fight



RUN.HIDE.FIGHT..mp4

Active Shooter Plan

Do you have a plan for an active shooter in your work place?
Do you know what to do in an active shooter situation?
Have you practiced the plan with your coworkers?
Do you know if outside agencies involved in your plan?



ACTIVE SHOOTER

QUICK REFERENCE GUIDE

Provided by:

Oak Lawn Police Department

Oak Lawn Emergency Management Agency

An active shooter is an individual actively engaged in killing or attempting to kill people in a confined and populated area, typically through the use of firearms.

⇒ *Victims are selected at random*

⇒ *Event is unpredictable and evolves quickly*

⇒ *Knowing what to do can save lives*

Information to Provide to 911 operators:

- Location of the active shooter
- Number of shooters
- Physical description of shooters
- Number and type of weapons shooter has
- Number of potential victims at location

During an Active Shooting Event, You have 3 options:

RUN

- Have an escape route and plan in mind
- Leave your belongings behind
- Evacuate, even if others won't
- Help others escape if possible
- Prevent others from entering area where shooter may be
- Do not attempt to move the wounded
- Keep your hands visible, call 911 when you're safe

HIDE

- Hide in an area outside of the shooter's view
- Lock door or block entry to your hiding place
- Silence your cell phone

FIGHT

- Fight as a last resort and only when your life is in imminent danger
- Attempt to incapacitate the shooter
- Improvise weapons or throw items at shooter
- Commit to your actions— your life depends on it

When Law Enforcement Arrives:

The first arriving officers are there to confront and stop the threat. They will not stop to rescue injured. Rescue teams will follow the initial officers. They will rescue and treat the injured.

Remain calm and follow instructions

Drop items in your hands (i.e.. bags)

Raise hands and spread fingers

Avoid pointing, screaming, or yelling

Keep hands visible at all times

Avoid quick movements towards officers

Don't grab at or hold onto officers for safety

Do not ask questions when evacuating

Important points for Administrators and Managers to consider:

- Have you practiced lock down procedures?
- Do staff know designated evacuation locations?
- Do you have a Reunification Plan and a way to notify family members of staff?
- Do you have a site away from your facility for Reunification?
- Do you have a plan to account for staff and patrons who fled the scene or may still be in the building?
- Do you have a staff member designated for the following:

To work with the Law Enforcement Incident Commander?

Work with staff at the hospital? At least 3 staff members should be designated as victims may be transported to multiple facilities

Rescue Task Force Concept

- FD/EMS personnel working in warm zone in conjunction with LE to stabilize patients and reduce fatalities.
- Bleeding control (B-CON)

Questions?

Resources

Congressional Research Service Mass Murder with Firearms: Incidents and Victims, 1999-2013

- <http://fas.org/sgp/crs/misc/R44126.pdf>

Department of Labor Workplace Violence Program

- <http://www.dol.gov/oasam/hrc/policies/dol-workplace-violence-program.htm>

FBI A Study of Active Shooter Incidents in the United States Between 2000 and 2013

- <https://www.fbi.gov/news/stories/2014/september/fbi-releases-study-on-active-shooter-incidents/pdfs/a-study-of-active-shooter-incidents-in-the-u.s.-between-2000-and-2013>

RUN HIDE FIGHT Surviving an Active Shooter Event

- <https://www.youtube.com/watch?v=5VcSwejU2D0>

Thank You!

Commander Arthur Clark
Oak Lawn Police Department
Emergency Management Agency
9446 S. Raymond Ave.
Oak Lawn, IL 60453
aclark@oaklawn-il.gov

